







Construction Safety Guidelines No. 13

Circular Saw

		
<p style="text-align: center;">DETAILS OF MACHINE</p> <ul style="list-style-type: none"> Machine shall be positioned such that there is no obstruction to operator & others. Always keep the machine switched off when not in use. Emergency stop control must be provided on the machine & should be easily accessible. Keep the space around the machine clean & free from any obstructions. It will be ideal if saw dust extraction system is provided if used inside a building. 	<p style="text-align: center;">GUARDING</p> <ul style="list-style-type: none"> Ensure that the crown guard is fixed to the machine. Guard the fly wheel & belt located below the machine. (where appropriate). Guard must be of adequate strength & of good construction. Guard should not create any danger to the operator while using. Guard must not be bypassed or removed. Disciplinary procedure in place to deal with any safety violation. 	<p style="text-align: center;">RIVING KNIFE & PUSH STICK</p> <ul style="list-style-type: none"> Ensure that Riving knife is fitted & is in place while machine is being operated. Maintain appropriate distance between the circular blade & riving knife as prescribed in the manufacturers operating manual. Make use of Push stick when there is a danger of hand coming in to contact with the revolving blade (danger zone). Ensure adequate lighting arrangements have been made.
		
<p style="text-align: center;">TRAINING & AUTHORISATION</p> <ul style="list-style-type: none"> Display names of the operators authorized to use the machine. Do not try to stop the rotating blade by hand. Cutting work should be carried out under the supervision of a trained & experienced person. All circular saw operators must be trained & competent and authorized to use the machine. 	<p style="text-align: center;">SAFETY NOTICES / PPE</p> <ul style="list-style-type: none"> Display safety notices in the language easily understood by the operators. It is the responsibility of the contractor to provide appropriate PPE like face shield, safety goggles & respiratory protection. Area supervisors will ensure that the operator uses the issued PPE. Regular monitoring of airborne particles must be carried out & if hardwoods are machined a full assessment must be undertaken. 	<p style="text-align: center;">USE & MAINTENANCE</p> <ul style="list-style-type: none"> Do not apply excessive pressure on the blades. Circular saws are for straight edge cutting never try to cut in curves. Maintain machine in good working condition. No adjustments shall be made while the machine is in motion. Ensure that the guard is replaced back immediately after the maintenance work is completed. Blades with broken teeth should be replaced immediately.